



Al-Pac Truck Registration

*Please submit completed form and copies of all required documents to
dispatch@alpac.ca*

Registration Form (expires October 31st every year)

- A new form is required every October 31st
- A new form is required whenever registering a new truck
- A new form is required whenever changing configurations (prior to hauling)

***Fill in all the information that is required to register the truck
(as per the registration form)***

***Provide copies of required documents that apply to the truck that is being registered
(as per the Registration form)***

- ***Truck Registration***
 - Provide a copy of the “truck” registration only (not trailers)
 - Provide a copy when registering a new truck
 - Provide a copy of registration upon expiry
 - Do not send copies of trailer registrations
- ***Hazard Assessment and/or Manufactured Specs***
 - Specifications must be submitted and approved **prior** to hauling winter weights
 - Send in completed calculator and copies of specs
 - All **Private Wood** specs get sent to Claus Penno
- ***CVIP Inspections***
 - Provide a copy of current CVIP’s for each truck and trailer(s)
 - Provide a copy of all new CVIP’s upon expiry
- ***Permits that require copies to be submitted***
 - Winter Weight Permit
 - Submit full copy of permit
 - Molic
 - Submit full copy of permit
 - Annual Equipment Exemption (9 and 10 axle)
 - Submit full copy of permit
 - Appendix 3
 - Mandatory and required by all contractors
 - Submit full copy of Appendix 3, signed and dated
 - Enter MVID number on Registration form

Other requirements

Yard Radio

- All trucks must have Al-Pac yard channel – VHF frequency 170.490 MHz.

Driver Orientations (expires May 1st every year)

All drivers are required to complete a Yard Orientation “prior” to hauling

- To be completed online only – www.alpac.ca
- Dispatch is notified when a driver orientation has been completed
- A confirmation email will be sent once records are updated
 - Do not haul until you have received confirmation

Hoist Reload Training and Certification (if applicable)

- All drivers that use the Hoist Reload require training prior to use
- Once completed forms are signed and submitted, a reload card will be issued.

Registrations and updates may take up to 24 hours to process

A confirmation email will be sent once records are updated

***Do not haul until you have received confirmation
(this applies to all truck registrations and updates)***

Al-Pac Truck Registration Form

*Please submit completed form and copies of all required documents by email to:
dispatch@alpac.ca*

General Information:

Owner`s Name (as per registration): _____

Hauling for: (private, load & haul) _____

Al-Pac Truck Number: _____ Truck Configuration: _____

Phone # (home): _____ Phone # (cell): _____

Truck Registration

COPY REQUIRED (truck only)

Plate #	Expiry Date: (MM/DD/YY)	Steering Tire Size

Truck Serial Number

Date Submitted (M/D/Y)

Hazard Assessments

Manufactured Specs

REQUIRED TO HAUL WINTER WEIGHTS

CVIP Inspections

COPY REQUIRED

	CVIP #	Date Done: (MM/DD/YY)	Year of Truck/Trailer
Truck			
Trailer			
Trailer			

****NEW****

INTERAXLE SPACING FOR 7A, 7ATRI, TRIPOLE

--	--



PERMITS:

	Permit #	Expiry Date: (MM/DD/YY)
Dimension/Winter Weight COMPLETE COPY REQUIRED		
Winter Weight HWY 63 COMPLETE COPY REQUIRED		
Seasonal Log Dimensional (Fleet Permit) NO COPY REQUIRED – DO NOT SUBMIT		
Salvage (Fleet Permit) NO COPY REQUIRED – DO NOT SUBMIT		
MOLIC (9 & 10 axle) COMPLETE COPY REQUIRED		
Annual Equipment Exemption (9 & 10 axle) COMPLETE COPY REQUIRED		
Annual Equipment Exemption (QUAD axle) NO COPY REQUIRED – DO NOT SUBMIT		
Appendix 3 (MVID # Required) COMPLETE COPY REQUIRED	(Enter MVID # here)	

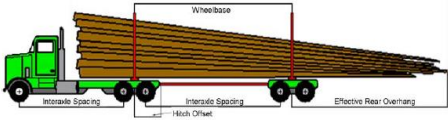
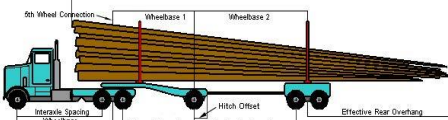
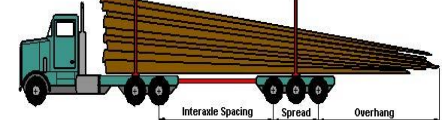
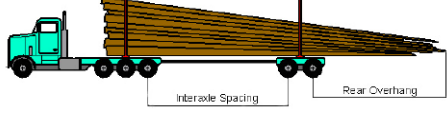
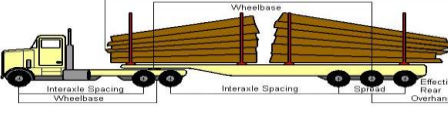
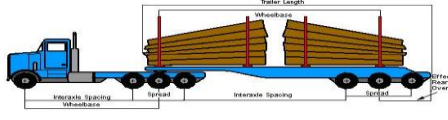
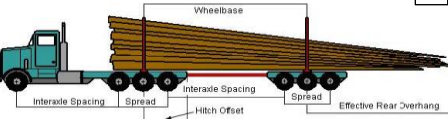
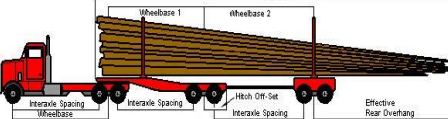
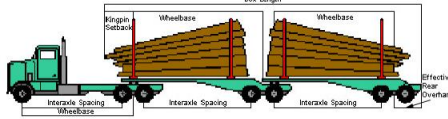

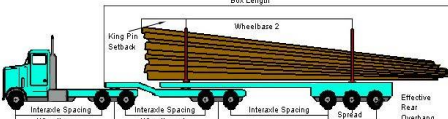
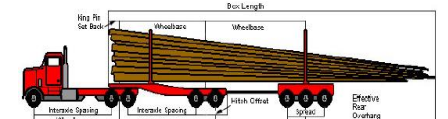
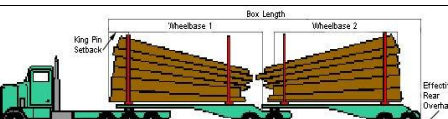
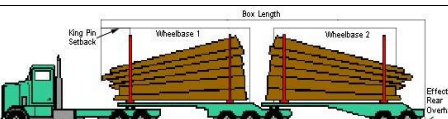
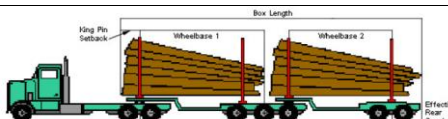
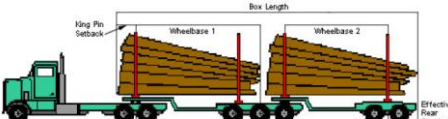
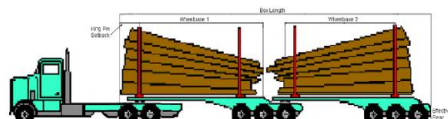

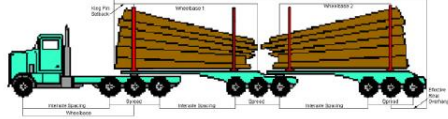
I certify this information is current and accurate

Date: _____
(MM/DD/YY)



Al-Pac Truck Configurations

Please check off the correct configuration
 Government Term Al-Pac Abbreviation

 <p>Standard Log Truck 5A</p> <input type="checkbox"/>	 <p>Single Axle Jeep Logger – Long & Medium Spread 6A (Long and Medium Combined)</p> <input type="checkbox"/>	 <p>Tandem Truck Tridem Pole Trailer 6ATRI</p> <input type="checkbox"/>
 <p>Tridem Drive Truck – Tandem Pole Trailer 6ATRIDI</p> <input type="checkbox"/>	 <p>Tandem Drive Tridem Semi Trailer 6AHAY</p> <input type="checkbox"/>	 <p>Tridem Drive Truck Tridem Semi Trailer 7AHAY</p> <input type="checkbox"/>
 <p>Tridem Drive Truck - Tridem Pole Trailer 7ATRI</p> <input type="checkbox"/>	 <p>Full winter weight for 9'6" axle widths only - reduced weight for 8'6" axle widths Tandem Axle Jeep Logger 7AL</p> <input type="checkbox"/>	 <p>7 Axle B-Train Logging Truck 7AL</p> <input type="checkbox"/>
 <p>Tridem Drive Truck – Quad Axle Semi Trailer QUADTRIDI</p> <input type="checkbox"/>	 <p>Tandem Axle Jeep – Tridem Semi Trailer 8A86 / 8A9 1 or both trailers 8'6" Both trailers 9'6"</p> <input type="checkbox"/>	 <p>Tandem Axle Jeep – Tridem Pole Trailer TRIPOLE 1 or both trailers 8'6" Both trailers 9'6"</p> <input type="checkbox"/>
 <p>*If built after October 1, 2017, must have 9'6" axle width to qualify for winter weights greater than 65,000 kgs. Tridem Drive B-Train SBTRIDI</p> <input type="checkbox"/>	 <p>*If built after October 1, 2017, must have 9'6" axle width to qualify for winter weights greater than 65,000 kgs. 8 Axle B-Train Logging Truck SBS</p> <input type="checkbox"/>	 <p>*If built after October 1, 2017, must have 9'6" axle width to qualify for winter weights greater than 65,000 kgs. Double Pole Trailer – No Hinge PLPL (8 Axle Pole Pole B-Train)</p> <input type="checkbox"/>
 <p>Double Pole Trailer – With Hinge HPL (8 Axle Hinged Pole B-Train)</p> <input type="checkbox"/>	 <p>Tandem Drive 9 Axle B-Train 9A233</p> <input type="checkbox"/>	 <p>Tridem Drive 9 Axle B-Train 9A332</p> <input type="checkbox"/>
 <p>Tridem Drive 10 Axle B-Train 10ALF</p> <input type="checkbox"/>	<p>PLEASE CHECK THIS BOX IF YOUR CONFIGURATION IS A SELF LOADING OR A PICKER TRUCK</p> <input type="checkbox"/>	

